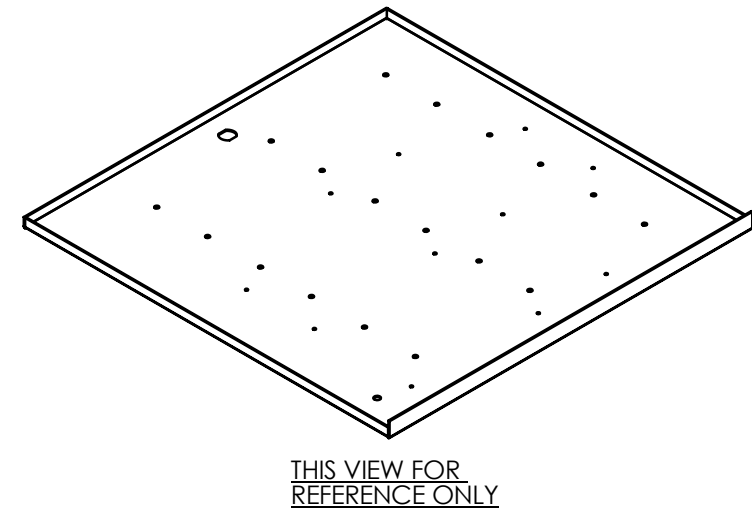
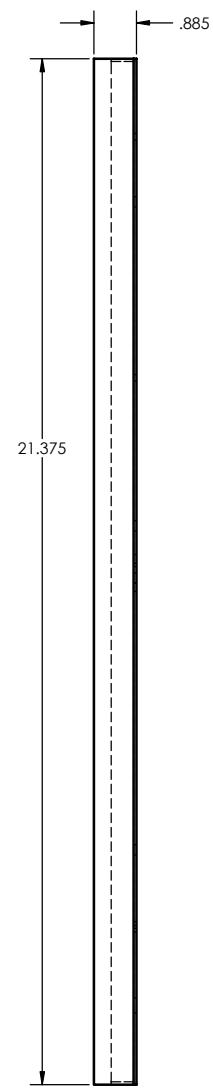
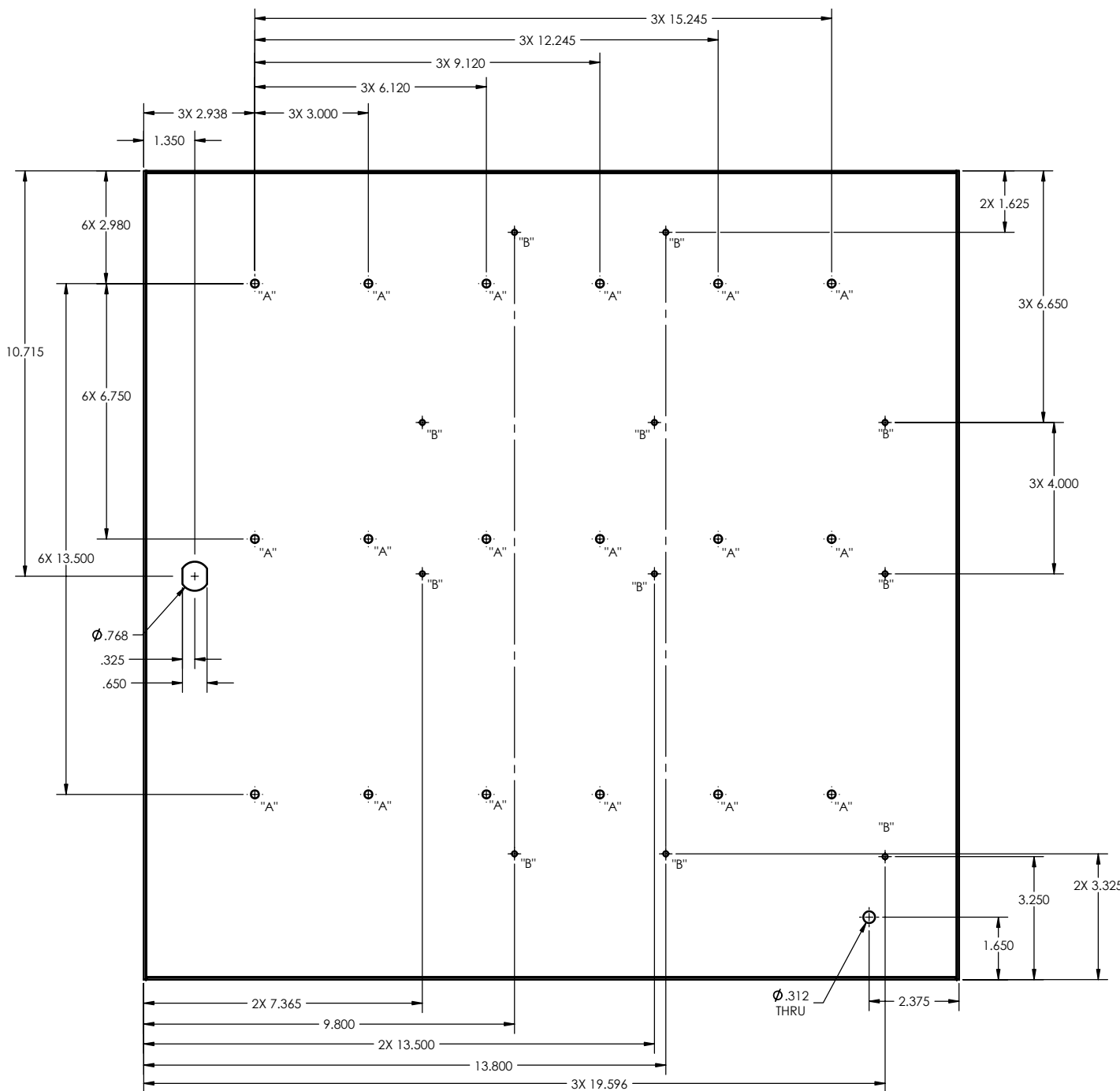


NOTES UNLESS OTHERWISE SPECIFIED:
1. INTERPRET DRAWING PER ASME Y14.5M-1994
2. MATERIAL: CRS 10-008 OR 1010, 16 GAGE (.059) THICK
3. REFERENCE ASSY DWG H334 (05310)
4. REMOVE ALL BURRS AND SHARP EDGES
5. MINIMUM BEND RADII & RELIEF

REVISIONS					
REV	DESCRIPTION	ECN #	DRWN	APPVD	DATE
A	RELEASE FOR PRODUCTION	11742	RJ	AS	5/5/04



B	.137 +.003/-0.00	11
A	.213 +.003/-0.00	18
SYM	HOLE DIAMETER	QTY

APPROVALS		DATE		<div><div></div><div>NAPCO SECURITY SYSTEMS INC.</div><div>DIVISION OF NAPCO SECURITY GROUP, AMITYVILLE, N.Y.</div><div>NAPCO THIS DRAWING CONTAINS CONFIDENTIAL INFORMATION WHICH SHALL NOT BE DISCLOSED WITHOUT THE PRIOR WRITTEN CONSENT OF NAPCO SECURITY GROUP</div></div>							
DRAWN: RJ		5/15/03									
CHECKED:				TITLE							
APPROVED AS		5/5/04									
UNLESS OTHERWISE SPECIFIED DIMENSIONS ARE IN INCHES.				COVER, HOUSING - SUPERTERM TURBO							
TOLERANCES: FRACTIONS DECIMALS ANGLES XXX ± .010 ± 1°											
FRACTIONS		TOLERANCES: DECIMALS		SIZE D		PART NO. HW1155		DRAWING NO. 05755		REV: A	
				SCALE: 1/2				SHEET 1 OF 1			